

Change Notice


S, LW, SW & SB Series

Changes & Upgrades to Specific Models of S Series Toggles, LW & SW Series Rockers & SB Series Pushbuttons



Type of Change:

- Engineering Part Number
- Product Appearance

There will be revisions to the design of specific S Series Toggles, LW and SW Series Rockers, and SB Series Pushbuttons. The changes support NKK's ongoing efforts toward reducing the presence of substances that may be of environmental concern, and to further establish supply stability of products. Standard and custom products of each series will be effected, but will not alter their quality or performance. Effected standard part numbers for each of the series are on pages 2, 3 and 4.



Changes for S Series Toggles & SW Series Rockers, Among Others

Change No.	Description of Change	Before Change	After Change
1	Material of Switch Case	Phenol Resin	Melamine Phenol Resin
2	Switch Case Color	Reddish Brown Example Shown: S1A 	Black Example Shown: S1A 
3	Method of Identification on Case	Sticker	Laser Etching
4	Plating on Switch Contact and Rivet	Silver Plating (Contact Made of Silver Alloy with Copper)	No Plating (Contact made of Silver Alloy with Copper)
5	Plating on Coil Spring	Chrome Plating over Zinc (Coil Spring Made of Piano Wire)	No Plating (Coil Spring Made of Piano Wire)
6	Material of Actuator Block	Polyacetal	Polybutylene Terephthalate
7	Assistant Plate	No Assistant Plate	Added Assistant Plate
8	Insulating Plate	No Insulating Plate	Added Insulating Plate
9	Reduction of Substances with Environmental Concern	Cadmium Present in Contact (Categorized as RoHS Exemption 8(b), 8(b)-1)	No Cadmium Present in Contact
10	Contact Resistance Measuring Conditions	DC2 ~ 4V 100mA	DC5V 1A

Notes

There are no changes to any of the switches' dimensions or specifications. Due to this change, UL recognition will be updated from UL1054 to UL61058-1 with rated voltage at 125V AC. Contact information is below if more details are needed.

Effective Date

Changes for the S, LW, SW and SB Series will be effective May 2025. However, the date may be subject to change depending on inventory of the products.

NKK SWITCHES EUROPE GMBH

Alfred-Herrhausen-Allee 3-5, 65760 Eschborn, Germany
 Tel: +49 61 96 400 189
 Web: www.nkkswitches.eu E-mail: contact@nkkswitches.eu

Change Notice

S, LW, SW & SB Series

Changes & Upgrades to Specific Models of S Series Toggles, LW & SW Series Rockers & SB Series Pushbuttons

Details of Changes for S Series Toggles			
Change No.	1	2	3
Applicable PNs S Series Toggles	Switch Case Material	Switch Case Color	Identification Method
S1A, S1AL, S1AW, S1F, S1AWF S2A, S2AL, S2AW, S2F, S2AWF	*1	√	*1
S1AWB, S2AWB	*1	√	*1
S6A, S6AL, S6AW, S6F, S6AWF, S6ALF	*1	√	*1
S21A, S21AL, S21AW, S21F, S21AWF	*1	√	*1
S6AWB	*1	√	*1
S21AWB	*1	√	*1
S31, S31T, S32, S32T, S31F, S32F	√	√	√
S41, S41F, S41R, S41RN, S41T, S42, S42F, S42R, S42RN, S42T	√	√	√
S331, S331F, S331R, S331RN, S331T, S332, S332F, S332R, S332RN, S332T	*1	√	*1
S3A, S3F, S3AL, S3AW, S3AWF	*1	√	*1
S3AWB	*1	√	*1
S7A, S7F, S7AL, S7AW, S7ALF, S7AWF	*1	√	*1
S7AWB	*1	√	*1
S5AW, S5AWF	*1	√	*1
S5AWB	*1	√	*1
S25AW, S25AWF	*1	√	*1
S25AWB	*1	√	*1
S8AW, S8AWT, S8AWF	*1	√	*1
S8AWB	*1	√	*1
S28AW, S28AWF	*1	√	*1
S28AWB	*1	√	*1
S9AW, S9AWF	*1	√	*1
S29AW, S29AWF	*1	√	*1
S333, S333F, S333R, S333RN, S333T	*1	√	*1
S335, S335F, S335T	*1	√	*1
S338, S338F, S338R, S338RN, S338T	*1	√	*1
S339, S339R, S339RN, S339T	*1	√	*1
S301, S301T, S301F, S302, S302F, S302T, S303, S303T	*1	√	*2
S305, S305T, S308, S308T, S309, S309T	*1	√	*2

Key to Changes

√ The change applies to all the part numbers within the group.

*1 These products were either designed initially as in “After Change” condition or had previously been changed.

*2 The component was not used in the product.

NKK SWITCHES EUROPE GMBH

Alfred-Herrhausen-Allee 3-5, 65760 Eschborn, Germany

Tel: +49 61 96 400 189

Web: www.nkkswitches.eu E-mail: contact@nkkswitches.eu

Change Notice

S, LW, SW & SB Series

Changes & Upgrades to Specific Models of S Series Toggles, LW & SW Series Rockers & SB Series Pushbuttons

Details of Changes for S Series Toggles (Continued)							
Change No.	4	5	6	7	8	9	10
Applicable PNs S Series Toggles	Contact & Rivet Plating	Coil Spring Plating	Actuator Block Material	Assistant Plate	Insulating Plate	Reduction of Substances w/Environ. Concerns	Contact Resistance Measuring Conditions
S1A, S1AL, S1AW, S1F, S1AWF S2A, S2AL, S2AW, S2F, S2AWF	√	√	*2	√	*2	*1	√
S1AWB, S2AWB	√	√	*2	√	*2	*1	*1
S6A, S6AL, S6AW, S6F, S6AWF, S6ALF	√	*1	*2	*1	*2	*1	√
S21A, S21AL, S21AW, S21F, S21AWF	√	*1	*2	√	*2	*1	√
S6AWB	√	*1	*2	*1	*2	*1	*1
S21AWB	√	*1	*2	√	*2	*1	*1
S31, S31T, S32, S32T, S31F, S32F	√	*1	*2	√	√	√	√
S41, S41F, S41R, S41RN, S41T, S42, S42F, S42R, S42RN, S42T	√	*1	*2	√	√	√	√
S331, S331F, S331R, S331RN, S331T, S332, S332F, S332R, S332RN, S332T	√	*1	*2	√	*2	√	√
S421, S421T, S422, S422T	√	*1	*2	*1	*2	√	√

Key to Changes

- √ The change applies to all the part numbers within the group.
- *1 These products were either designed initially as in “After Change” condition or had previously been changed.
- *2 The component was not used in the product.

NKK SWITCHES EUROPE GMBH

Alfred-Herrhausen-Allee 3-5, 65760 Eschborn, Germany
 Tel: +49 61 96 400 189
 Web: www.nkkswitches.eu E-mail: contact@nkkswitches.eu

Change Notice

S, LW, SW & SB Series

Changes & Upgrades to Specific Models of S Series Toggles, LW & SW Series Rockers & SB Series Pushbuttons

Details of Changes for LW & SW Series Rockers			
Change No.	1	2	3
Applicable PNs LW & SW Series Rockers	Switch Case Material	Switch Case Color	Identification Method
LW3021A	*1	√	*1
SW3001A, SW3002A	*1	√	*1
SW3006A	*1	√	*1
SW3003A, SW3007A, SW3008A	*1	√	*1

Details of Changes for LW & SW Series Rockers (Continued)							
Change No.	4	5	6	7	8	9	10
Applicable PNs SW Series Rockers	Contact & Rivet Plating	Coil Spring Plating	Actuator Block Material	Assistant Plate	Insulating Plate	Reduction of Substances w/Environ. Concerns	Contact Resistance Measuring Conditions
SW3001A, SW3002A	√	*1	√	√	*2	*1	√
SW3006A	√	*1	*2	*1	*2	*1	√

Details of Changes for SB Series Pushbuttons			
Change No.	1	2	3
Applicable PNs SB Series Pushbuttons	Switch Case Material	Switch Case Color	Identification Method
SB61A, SB61B, SB63A	*1	√	*1

Key to Changes

√ The change applies to all the part numbers within the group.

*1 These products were either designed initially as in “After Change” condition or had previously been changed.

*2 The component was not used in the product.

NKK SWITCHES EUROPE GMBH

Alfred-Herrhausen-Allee 3-5, 65760 Eschborn, Germany

Tel: +49 61 96 400 189

Web: www.nkkswitches.eu E-mail: contact@nkkswitches.eu